

View/Print Label

1. **Ensure there are no other shipping or tracking labels attached to your package.** Select the Print button on the print dialogue box that appears. Note: If your browser does not support this function, select Print from the File menu to print the label.
2. **Fold the printed label at the solid line below.** Place the label in a UPS Shipping Pouch. If you do not have a pouch, affix the folded label using clear plastic shipping tape over the entire label.
3. **GETTING YOUR SHIPMENT TO UPS**

**Customers with a scheduled Pickup**
  - Your driver will pickup your shipment(s) as usual.

**Customers without a scheduled Pickup**
  - Schedule a Pickup on ups.com to have a UPS driver pickup all of your packages.
  - Take your package to any location of The UPS Store®, UPS Access Point(TM) location, UPS Drop Box, UPS Customer Center, Staples® or Authorized Shipping Outlet near you. To find the location nearest you, please visit the 'Locations' Quick link at ups.com.

UPS Access Point™	UPS Access Point™	UPS Access Point™
CVS STORE # 9732	MAIL CALL	MIRACLE MAIL PRINT BUSINESA
861 VINE ST	5870 MELROSE AVE	958 N WESTERN AVE
LOS ANGELES CA 90038-3715	LOS ANGELES CA 90038-3738	LOS ANGELES CA 90029-3216


FOLD HERE

ALLISON JASMIN  
6619161515  
VITALITY INSTITUTE MEDICAL PRO  
6121 SANTA MONICA BOULEVARD  
LOS ANGELES CA 90038


SHIP TO:  
ALLISON JASMIN  
6619161515  
VITALITY INSTITUTE MEDICAL PRODUCTS  
6121 SANTA MONICA BOULEVARD  
LOS ANGELES CA 90038

1.0 LBS LTR

1 OF 1




CA 901 9-09



UPS 2ND DAY AIR


TRACKING #: 1Z 403 W5V 02 9388 4294



BILLING: P/P

Reference #1: Intense Hyd China

XOL 24.01.23 NV45 8.0A 02/202-4\*



TM