

UPS CampusShip: View/Print Label

- 1. Ensure there are no other shipping or tracking labels attached to your package. Select the Print button on the print dialog box that appears. Note: If your browser does not support this function select Print from the File menu to print the label.
- 2. Customs Invoice - 3 copies of a completed customs invoice are required for shipments with a commercial value.
- 3. Fold the printed label at the solid line below. Place the label in a UPS Shipping Pouch. If you do not have a pouch, affix the folded label using clear plastic shipping tape over the entire label.
- 4. GETTING YOUR SHIPMENT TO UPS
Customers with a Daily Pickup
Your driver will pickup your shipment(s) as usual.

Customers without a Daily Pickup

Schedule a same day or future day Pickup to have a UPS driver pickup all your CampusShip packages. Hand the package to any UPS driver in your area. Take your package to any location of The UPS Store®, UPS Drop Box, UPS Customer Center, Staples® or Authorized Shipping Outlet near you. Items sent via UPS Return Services(SM) (including via Ground) are also accepted at Drop Boxes. To find the location nearest you, please visit the Resources area of CampusShip and select UPS Locations.

FOLD HERE


LOS ANGELES CHAMBER OF COMMERCE
415.284.6000
LOS ANGELES CHAMBER OF COMMERCE
350 S BIXEL ST
LOS ANGELES, CA 90017
UNITED STATES

SHIP TO:
C/O SHIYI CHEN
862.160356088
LVMH
300 XIKANG ROAD
18F BENBEN MANSION
200041 SHANGHAI
CHINA MAINLAND


1 LBS

1 OF 1

SHP#: E339 1YSV V8V
SHP WT: 1 LBS
DATE: 21 FEB 2025




CHN 573 5-00



UPS SAVER

1P


TRACKING #: 1Z E33 91Y 04 9065 9351



BILLING: F/D
DESC: DOCUMENT

EDI

POA



Reference # 1: PD
Reference # 2: Overhead
CS 243.00. WNTNV50 8.0A 02/2025*