

UPS CampusShip: View/Print Label

- 1. Ensure there are no other shipping or tracking labels attached to your package.
- 2. **Fold the printed label at the solid line below.** Place the label in a UPS Shipping Pouch. If you do not have a pouch, affix the folded label using clear plastic shipping tape over the entire label.
- 3. **GETTING YOUR SHIPMENT TO UPS**

Customers with a Daily Pickup

Your driver will pickup your shipment(s) as usual.

Customers without a Daily Pickup





Schedule a same day or future day Pickup to have a UPS driver pickup all your CampusShip packages.

Hand the package to any UPS driver in your area.

Take your package to any location of The UPS Store®, UPS Drop Box, UPS Customer Center, Staples® or Authorized Shipping Outlet near you. Items sent via UPS Return Services(SM) (including via Ground) are also accepted at Drop Boxes. To find the location nearest you, please visit the Resources area of CampusShip and select UPS Locations.

FOLD HERE



<div>SANDI MOILANEN +1 720 244 7370 WORLD TRADE CENTER DENVER 2650 EAST 40TH AVENUE DENVER CO 80205 UNITED STATES</div> <div>SHIP TO: RITIKA RAJPAL 2265005344 RITIKA RAJPAL ONTARIO 33 WESTRA DR GUELPH ON N1K0B4 CANADA</div>	<div>LTR</div> <div>1 OF 1</div> <div>SHIP#: 162RV8VM BFC DATE: 03 NOV 2025</div>
<div></div> <div>CAN 516 3-00 </div>	
<div>UPS EXPRESS</div> <div>TRACKING #: 1Z 162 RV8 85 9846 1544</div> <div></div>	
<div>BILLING: F/C RECEIVER 162RV8 DESC: documents RETURN SERVICE - PAYMENT GUARANTEED</div> <div>DOC-RS</div> <div></div> <div>CS 25.0.09. WNT NV50 45.0.A 11/2025*</div>	